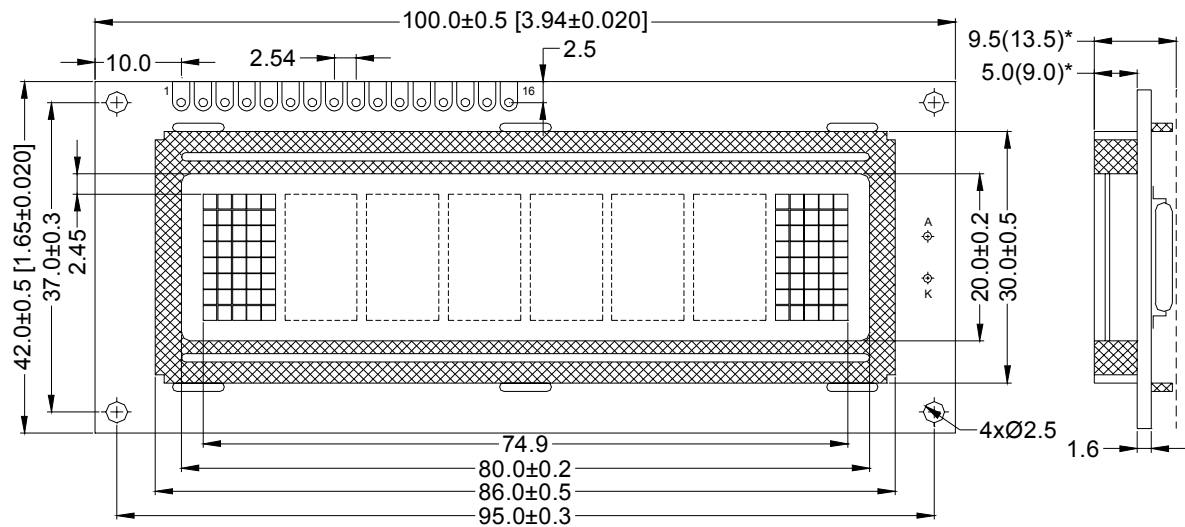
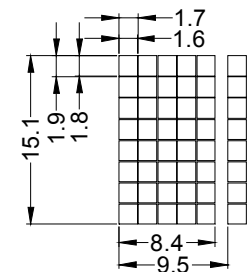
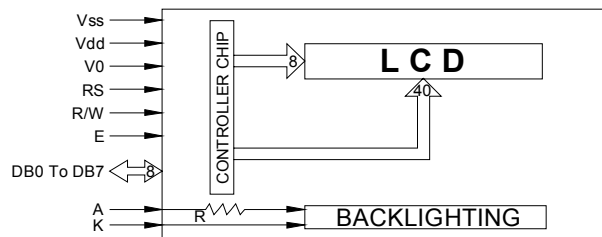


LM08106 [8 x 1, 1/8 MUX]

DIMENSION IN MM



BLOCK DIAGRAM



[*] DIMENSIONS FOR LED BACKLIGHT VERSION

TABULATED DATA

MODEL	DISPLAY FORMAT CHAR. x LINE	FONT MATRIX W x H	DRIVING DUTY	DOT SIZE W x H	CHARACTER SIZE W x H	VIEWING AREA W x H	PCB SIZE W x H
LM08106	8 x 1	5 x 8	1/8	1.60 x 1.80	8.40 x 15.10	80.0 x 20.0	100.0 x 42.0

ELECTRICAL DATA (Ta = 25°C, Vdd = +5V ± 0.25V)

ITEM	SYMBOL	TEST CONDITION	STANDARD VALUES			UNITS
			MIN.	TYP.	MAX.	
Input High Voltage	V _{iH}	-	2.2	-	V _{dd}	V
Input Low Voltage	V _{iL}	-	-0.3	-	0.6	V
Output High Voltage	V _{oH}	I _{oH} = 0.2mA	2.4	-	-	V
Output Low Voltage	V _{oL}	I _{oL} = 1.2mA	-	-	0.4	V
Supply Current	I _{dd}	V _{dd} = 5.0V	-	1.2	2.0	mA
Operating Voltage for LCD	V _{dd} -V ₀	Ta = 0°C	-	4.7	-	V
		Ta = 25°C	-	4.5	-	V
LED Backlight Current	I _{LED}	V _{dd} = 5.0V	60	80	110	mA

PIN DETAILS

PIN No.	DESCRIPTION	PIN No.	DESCRIPTION
1	Gnd	5	R / \bar{W}
2	Vcc	6	E
3	Vo	7 to 14	DB0 to DB7
4	RS	15 & 16	LED BL A & K

MAX. RATING

Item	MAX.
Top	-15 to +65°C
Tst	-20 to +70°C
V _{dd}	+5 Volts
RH%	90 %

OPTIONAL DETAILS

Wide configurations available. Kindly contact **LAMPPEX** while ordering. Refer **LAMPPEX LCM Catalog** for more information. **LAMPPEX** reserves all rights. Specification might alter without prior notice.

CAUTION: STATIC SENSITIVE DEVICES