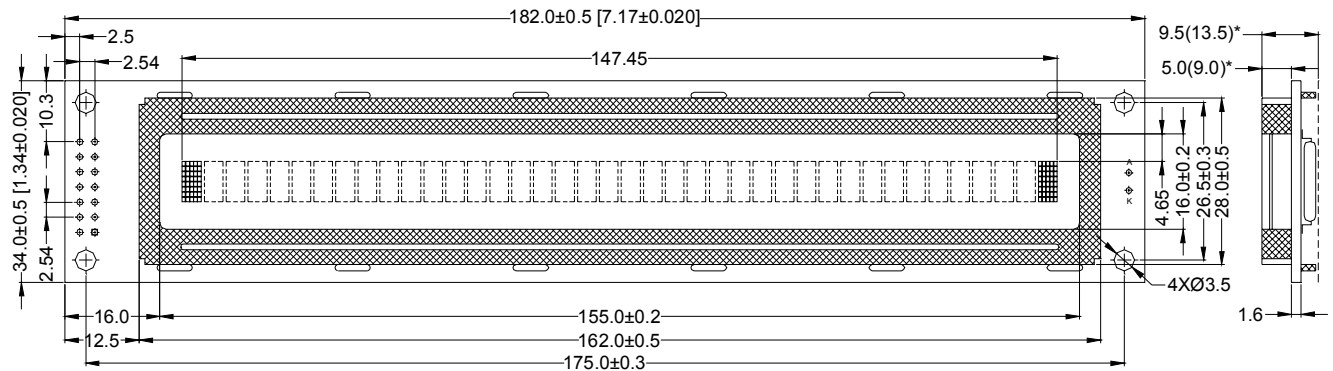
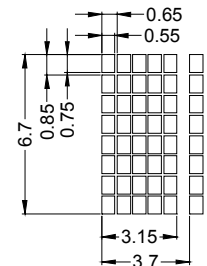
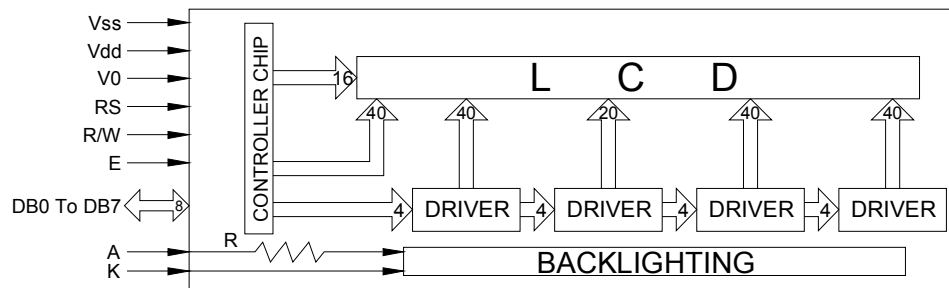


LM40100 [40 x 1, 1/16 MUX]

DIMENSION IN MM



BLOCK DIAGRAM



[*] DIMENSIONS FOR LED BACKLIGHT VERSION

TABULATED DATA

| MODEL | DISPLAY FORMAT CHAR. x LINE | FONT MATRIX W x H | DRIVING DUTY | DOT SIZE W x H | CHARACTER SIZE W x H | VIEWING AREA W x H | PCB SIZE W x H |
|----------------|--------------------------------|----------------------|-----------------|-------------------|-------------------------|-----------------------|-------------------|
| LM40100 | 40 x 1 | 5 x 8 | 1/16 | 0.55 x 0.75 | 3.15 x 6.70 | 155.0 x 16.0 | 182.0 x 34.0 |

ELECTRICAL DATA (Ta = 25°C, Vdd = +5V ± 0.25V)

| ITEM | SYMBOL | TEST CONDITION | STANDARD VALUES | | | UNITS |
|---------------------------|---------------------------------|-------------------------|-----------------|------|-----------------|-------|
| | | | MIN. | TYP. | MAX. | |
| Input High Voltage | V _{iH} | - | 2.2 | - | V _{dd} | V |
| Input Low Voltage | V _{iL} | - | -0.3 | - | 0.6 | V |
| Output High Voltage | V _{oH} | I _{oH} = 0.2mA | 2.4 | - | - | V |
| Output Low Voltage | V _{oL} | I _{oL} = 1.2mA | - | - | 0.4 | V |
| Supply Current | I _{dd} | V _{dd} = 5.0V | - | 1.2 | 2.0 | mA |
| Operating Voltage for LCD | V _{dd} -V _o | Ta = 0°C | - | 4.7 | - | V |
| | | Ta = 25°C | - | 4.5 | - | V |
| LED Backlight Current | I _{LED} | V _{dd} = 5.0V | 70 | 100 | 120 | mA |

PIN DETAILS

| PIN No. | DESCRIPTION | PIN No. | DESCRIPTION |
|---------|-------------|---------|---------------|
| 1 | Gnd | 5 | R / \bar{W} |
| 2 | Vcc | 6 | E |
| 3 | Vo | 7 to 14 | DB0 to DB7 |
| 4 | RS | A & K | LED BL A & K |

MAX. RATING

| Item | MAX. |
|------|--------------|
| Top | -15 to +65°C |
| Tst | -20 to +70°C |
| Vdd | +5 Volts |
| RH% | 90 % |

OPTIONAL DETAILS

Wide configurations available. Kindly contact **LAMPEx** while ordering. Refer **LAMPEx LCM Catalog** for more information. **LAMPEx** reserves all rights. Specification might alter without prior notice.

CAUTION: STATIC SENSITIVE DEVICES